

## Call Transfer - W56/W60




You can transfer a call in one of the following ways:

- Blind Transfer: Transfer a call directly to another party without consulting
- Semi-Attended Transfer: Transfer a call when receiving the ring-back
- Attended Transfer: Transfer a call with prior consulting




### Blind Transfer

1. Press the Options soft key during a call, and then select Transfer.
2. Enter the number you want to transfer the call to.
3. Press the Transfer soft key.

### Semi-Attended Transfer

1. Press the Options soft key during a call, and then select Transfer.
2. Enter the number you want to transfer the call to.
3. Press ,  or  to dial out.
4. Press the Transfer soft key when you hear the ring-back tone.

### Attended Transfer

1. Press the Options soft key during a call, and then select Transfer.
2. Enter the number you want to transfer the call to.
3. Press ,  or  to dial out.
4. Press the Transfer soft key after the call is answered.

Posted by: Darren M - Wed, Jan 27, 2021 at 10:27 AM. This article has been viewed 1207 times.

Online URL: <https://kb.ic.uk/article/call-transfer-w56-w60-278.html> (<https://kb.ic.uk/article/call-transfer-w56-w60-278.html>)